



MUSEUMSPACES

Filming and Photography

Extraordinary Venues
for Extraordinary Events

From Film to Fossils

Extraordinary Spaces to film iconic moments. Capturing the perfect scene, Museum Spaces offers four unique locations across Melbourne.

Immigration Museum

Based in the CBD of Melbourne the Old Customs House is one of the most significant sites in Victoria's history.

Scienceworks

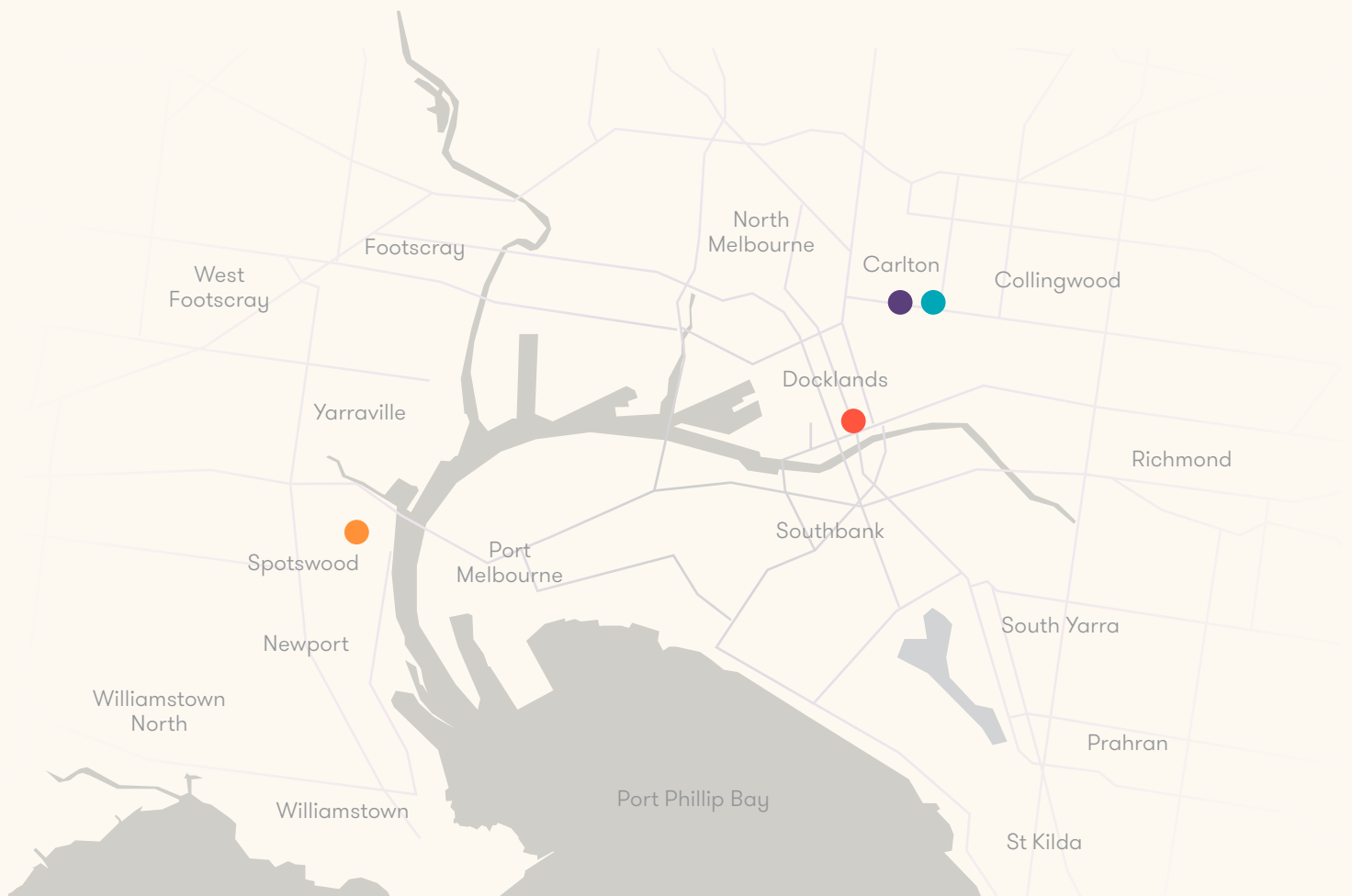
Skyline city views, copious land and the signatures of Victoria's industrial revolution – this site is not to be overlooked.

Royal Exhibition Building

World Heritage Listed and built in 1880 the Royal Exhibition Building and its grounds.

Melbourne Museum

Iconic and postmodern with a vast exterior and unique galleries showcasing the history and culture of Melbourne.





Melbourne Museum Exterior

Immigration Museum

Grand Foyer

Black and white checkerboard marble floors carefully re-instated to its original design, and high detailed ceilings give the Grand Foyer a sense of old-world sophistication and opulence. The skyline views impress with the colourful lights of dynamic Southbank.

The Long Room


The Palazzo-style Long Room, with its tall ceilings and iconic columns, is the home to touring exhibitions, you can be assured that the Long Room will be adorned with a beautiful and insightful exhibition.

Courtyard

Sliding double doors open from the glass-walled Atrium into our sundrenched Courtyard, a tranquil haven in the middle of the Melbourne Central Business District.

Atrium

This beautiful glass conservatory at the rear of Old Customs House, connects the main building to the Courtyard. The contemporary architectural addition brings the outdoors within, flooding it with natural light while staying protected from the elements.



Scienceworks

Pumping Station The Boiler House, Engine Room, Coal Bunker & Courtyard

Soaring exposed ceilings, raw and industrial. The Boiler House is the ultimate Warehouse that pays ode to the Industrial revolution in Victoria. With vehicle access, three phase power and direct street access from Douglas Parade.

Planetarium Dome & Foyer

Melbourne Planetarium is an extraordinary space. Sit back beneath a horizontal dome 16 metres high and see the night sky revealed like never before, or be taken on a journey of discovery through the Universe.

Sportsworks Beyond Perception & Ground Up



Unique galleries that host sports, science and something for the little ones – our galleries are futuristic and offer cutting edge technology. The ability to gain access during and outside of business hours.

Scienceworks Arena

Presided over by the shimmering glass Scienceworks building and its pavilion-style amphitheatre, it offers spectacular views over the top of the beautiful Pumping Station to the West Gate Bridge, Yarra River and Melbourne skyline.

Unit Base

Host your crew, cast, vehicles and more on site at Scienceworks with vast parking spaces with access to facilities of the Pumping Station.



Royal Exhibition Building

Interior & Exterior




The Royal Exhibition Building is a unique piece of Australian and world history, maintained and enjoyed for its original intended use. In 1880, the building and its grounds – the leafy Carlton Gardens – were opened to great fanfare for the Melbourne International Exhibition that displayed the industrial achievements of prosperous Victoria!

These days the site, comprising the Royal Exhibition Building, its Forecourts, the gardens and Museum Plaza, is on both the UNESCO and national heritage registers and continues to offer an array of exciting event possibilities over an impressive 25,000sqm.

Year-round we are proud to host returning exhibitions, within the walls of the Great Hall, under the soaring dome, on mezzanine balconies and spilling out into the surrounding natural environment.

Unit Bases

The Eastern and Western forecourts are perfect for unit bases across the Melbourne CBD. Suitable for a bevy of large trucks and plenty of space for catering facilities the forecourts offer the perfect solution.



Melbourne Museum

Museum Plaza & Blades

Amid two of Melbourne's most iconic buildings, Melbourne Museum & the Royal Exhibition Buildings sits the expansive Museum Plaza. With postmodern architecture to the north & 19th century architecture to the south, the choice is yours which will be your back drop.

Main Foyer & Walk

The soaring, multi-level openness of the space creates an exciting atmosphere full of potential. The surrounding exhibits are one-of-a-kind, with the lush Forest Gallery as an enchanting backdrop and the awe-inspiring blue whale skeleton at the west end of the Walk something to remember.

Melbourne Museum

Take advantage of our extensive galleries: Floor-to-ceiling congregation of dinosaur skeletons or immerse yourself in our geology collection. From a Luna Park relic to an AC/DC costume and, of course, our most beloved Phar Lap. Enjoy fantastic views of the Main Foyer, Royal Exhibition Building, or feel like you're standing among the treetops of our Forest Gallery.





Find out more

museumspaces@museum.vic.gov.au

museumspaces.com.au

03 9270 5051